

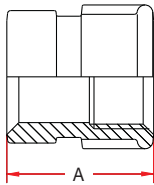
GROOVED END ADAPTORS / Style 24 - 25 - 27

GROOVED-END ADAPTORS

Maximum working pressure: 360 psi
For fire protection equipment and approved pressure ratings please contact Modgal.

STYLE 24

Reducing Adaptor

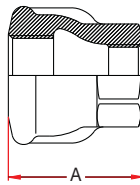


Nominal Size (Inches / DN)	Pipe Outside Diameter	Dimen- sion		Weight Lbs.	Approvals
		A			
1 1/4" G x 1" T 32G x 25T	1,660 x 1,315	1.85	0.42	-	
1 1/2" G x 1" T 40G x 25T	1,900 x 1,315	1.85	0.46	FM / UL	
2" G x 1 1/2" T 50G x 40T	2,375 x 1,900	2.17	0.90	UL	
2" G x 2" T 50G x 50T	2,375 x 2,375	2.72	1.23	-	

T = Threaded
G = Grooved

STYLE 25

Sprinkler Adaptor

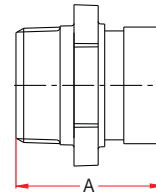


Nominal Size (Inches / DN)	Pipe Outside Diameter	Dimen- sion		Weight Lbs.	Approvals
		A			
1" x 1/2" 25 x 15	1,315 x 839	1.77	0.39	UL	
1" x 3/4" 25 x 20T	1,315 x 1,050	1.77	0.44	UL	

T = Threaded
G = Grooved

STYLE 27

Nipple Adaptor



Nominal Size (Inches / DN)	Pipe Outside Diameter	Dimen- sion		Weight Lbs.	Approvals
		A			
1 1/4" G x 1 1/4" T 32G x 32T	1,660 x 1,660	2.44	0.66	-	
1 1/2" G x 1 1/2" T 40G x 40T	1,900 x 1,900	2.36	0.77	FM / UL	
2" G x 2" T 50G x 50T	2,735 x 2,735	2.64	1.21	UL	
2 1/2" G x 2 1/2" T 65G x 65T	2,875 x 2,875	2.97	1.98	-	
3" G x 3" T 80G x 80T	3,500 x 3,500	3.35	2.43	-	
4" G x 4" T 100G x 100T	4,500 x 4,500	3.15	2.87	-	

T = Threaded
G = Grooved

For use with higher than stated maximum working pressure, please contact Modgal Metal.

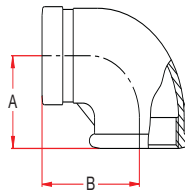
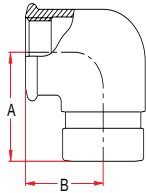
GROOVED END ADAPTORS / Style 26 - 29

GROOVED-END ADAPTORS

Maximum working pressure: 360 psi
For fire protection equipment and approved pressure ratings please contact Modgal.

STYLE 26

Reducing Elbow **STYLE 29**
Elbow



Nominal Size (Inches / DN)	Pipe Outside Diameter	Dimension		Weight Lbs	Approvals
		A	B		
1 1/4" G x 1/2" T 32G x 15T	1,660 x 839	1.73	1.50	0.53	-
1 1/4" G x 3/4" T 32G x 20T	1,660 x 1,050	1.83	1.50	0.62	-
1 1/2" G x 1/2" T 40G x 15T	1,900 x 839	1.81	1.57	0.66	UL
1 1/2" G x 3/4" T 40G x 20T	1,900 x 1,050	1.89	1.65	0.75	UL
1 1/2" G x 1" T 40G x 25T	1,900 x 1,315	2.09	1.69	0.88	UL
2" G x 1/2" T 50G x 15T	2,375 x 839	1.69	1.77	0.93	UL
2" G x 3/4" T 50G x 20T	2,375 x 1,050	1.77	1.81	0.99	UL
2" G x 1" T 50G x 25T	2,375 x 1,315	1.91	1.81	1.15	UL

T = Threaded
G = Grooved

Nominal Size (Inches / DN)	Pipe Outside Diameter	Dimension		Weight Lbsg.	Approvals
		A	B		
2" G x 2" T 50G x 50T	2,375 x 2,375	2.95	2.32	1.76	-

T = Threaded
G = Grooved

For use with higher than stated maximum working pressure, please contact Modgal Metal.