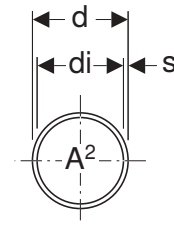
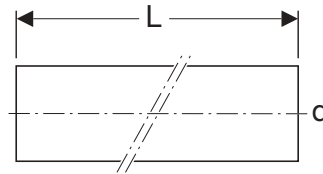
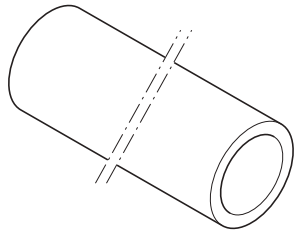


### 3.1.4 Technical data

#### Pipe data



DN	d [mm]	di [mm]	L [m]	A [cm <sup>2</sup> ]	s [mm]	Weight m [kg/m]	
						Empty	Filled with water
56	56	49.6	3	19.3	3.2	0.90	2.83
60	63	56.6	3	25.1	3.2	1.02	3.53
70	75	67.8	3	36.1	3.6	1.37	4.97
90	90	79	3	49	5.5	2.48	7.38
100	110	98	3	75.4	6	3.33	10.87
125	135	123	3	118.7	6	4.13	16.00
150	160	146	3	167.4	7	5.80	22.50