

300 lb. WWP UL/FM Butterfly Valves

Fire Protection Valve • Grooved Mechanical Style • Nylon Coated Ductile Iron Body • Extended Neck • Elastomer Encapsulated Disc • Internal Supervisory Switches Standard on -8 Version • Compatible with IPS Pipe

300 PSI/20.7 Bar Non-Shock Cold Water 2½" - 8"
175 PSI/12.1 Bar Non-Shock Cold Water 10"

UL/ULC LISTED • FMRC APPROVED • 2½" - 10" UL LISTED FOR INDOOR AND OUTDOOR SERVICE • CALIFORNIA STATE FIRE MARSHALL LISTING NO. 7770-1243:101 • APPROVED BY THE NEW YORK CITY MEA 9-97-E, VOL.2 WHEN ASSEMBLED WITH APPROPRIATE NYC INDICATOR FLAG

MATERIAL LIST

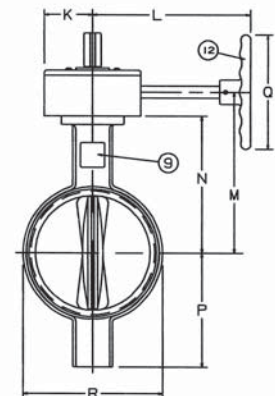
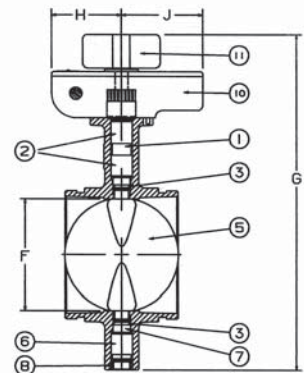
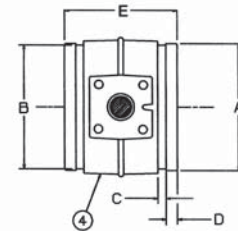
PART	SPECIFICATION
1. Upper Stem	Stainless Steel ASTM A582 Type 416
2. Upper Bushing	PTFE Bronze Sintered on Steel
3. "O" Ring	EPDM
4. Body	Ductile Iron ASTM A395 with Polyamide Coating
5. Disc	Ductile Iron ASTM A395 with EPDM Encapsulation
6. Lower Bushing	PTFE Bronze Sintered on Steel
7. Lower Stem	Stainless Steel ASTM A582 Type 416
8. Dust Plug	PVC
9. Nameplate	Aluminum
10. Gear Operator	Cast Iron and Steel
11. Indicator Flag	Cast Iron
12. Handwheel	Cast Iron

*-8N version has two factory mounted internal supervisory switches.
-4N version is gear operated only
Uses NIBCO model #TS-4 Switch Kit.
Polyamide coating has NSF certification.



GD-1765-8N
10"
(not shown)

GD-4765-8N*
Grooved
2½" thru 8"



DIMENSIONS—WEIGHTS—QUANTITIES

Size	Dimensions																
	A		B		C		D		E		F		G		H		
In.	mm.	In.	mm.	In.	mm.	In.	mm.	In.	mm.	In.	mm.	In.	mm.	In.	mm.		
2½	65	2.88	73	2.72	69	0.31	8	0.63	16	3.85	98	2.42	61	11.94	303	2.91	74
3 O.D.	76.1	3.00	76	2.84	72	0.31	8	0.63	16	3.85	98	2.42	61	11.94	303	2.91	74
3	80	3.50	89	3.34	85	0.31	8	0.63	16	3.85	98	2.86	73	12.48	317	2.91	74
4	100	4.50	114	4.33	110	0.38	10	0.63	16	4.56	116	3.84	98	14.18	360	2.91	74
5	125	5.56	141	5.39	137	0.38	10	0.63	16	5.86	149	4.79	122	15.17	385	2.91	74
6	150	6.63	168	6.45	164	0.38	10	0.63	16	5.86	149	5.73	146	17.54	446	2.91	74
6 O.D.	165.1	6.51	165	6.32	161	0.38	10	0.63	16	5.86	149	5.73	146	17.54	446	2.91	74
8	200	8.63	219	8.44	214	0.44	11	0.75	19	5.26	134	7.71	196	19.42	493	2.91	74
10	250	10.75	273	10.56	268	0.50	13	0.75	19	6.29	160	9.56	243	24.03	610	3.90	99

Size	Dimensions										Weight								
	J		K		L		M		N		P		Q		R		Lbs.	Kg.	
In.	mm.	In.	mm.	In.	mm.	In.	mm.	In.	mm.	In.	mm.	In.	mm.	In.	mm.	In.	mm.		
2½	65	3.54	90	2.13	54	5.82	148	5.67	144	4.19	106	3.25	83	5.9	150	3.46	88	22	10.0
3 O.D.	76.1	3.54	90	2.13	54	5.82	148	5.67	144	4.19	106	3.25	83	5.9	150	3.46	88	22	10.4
3	80	3.54	90	2.13	54	5.82	148	5.94	151	4.44	113	3.54	90	5.9	150	3.97	101	23	10.4
4	100	3.54	90	2.13	54	7.64	194	6.31	173	5.33	135	4.35	110	5.9	150	5.03	128	28	12.7
5	125	3.54	90	2.13	54	7.64	194	7.32	186	5.83	148	4.84	123	5.9	150	6.27	159	31	14.1
6	150	3.54	90	2.13	54	7.64	194	8.62	219	7.11	181	5.93	151	5.9	150	7.25	184	41	18.6
6 O.D.	165.1	3.54	90	2.13	54	7.64	194	8.62	219	7.11	181	5.93	151	5.9	150	7.25	184	41	18.6
8	200	3.54	90	2.13	54	7.91	201	9.80	249	8.05	204	6.87	174	9.8	250	9.25	235	53	24.1
10	250	3.98	101	3.03	77	9.49	241	11.61	295	9.86	250	9.17	233	18.0	457	11.80	300	88	40.0

